



**BIG.Cube**  
Business Intelligence

# Product and Service Portfolio



**BIG.Cube**  
Business Intelligence

We believe that **IT expertise** and **specialist knowledge** must go **hand in hand** in order to provide **high-quality** SAP consultancy services today.

**Business** and **IT** are moving ever **closer together**. As a **premium consultancy** firm, we feel at **home in both worlds**.

We have aligned our company towards this goal. We offer you **all important services** in **Business Intelligence from a single source**, from BW/4HANA migration to the creation of reports and SAP HANA Basis administration.



**BIG.Cube**  
Business Intelligence

Our goal is to make our customers even more successful by **working** in a **state-of-the-art business intelligence system**. In our opinion, such a system is nowadays characterized by the following four success factors:



**Performance**



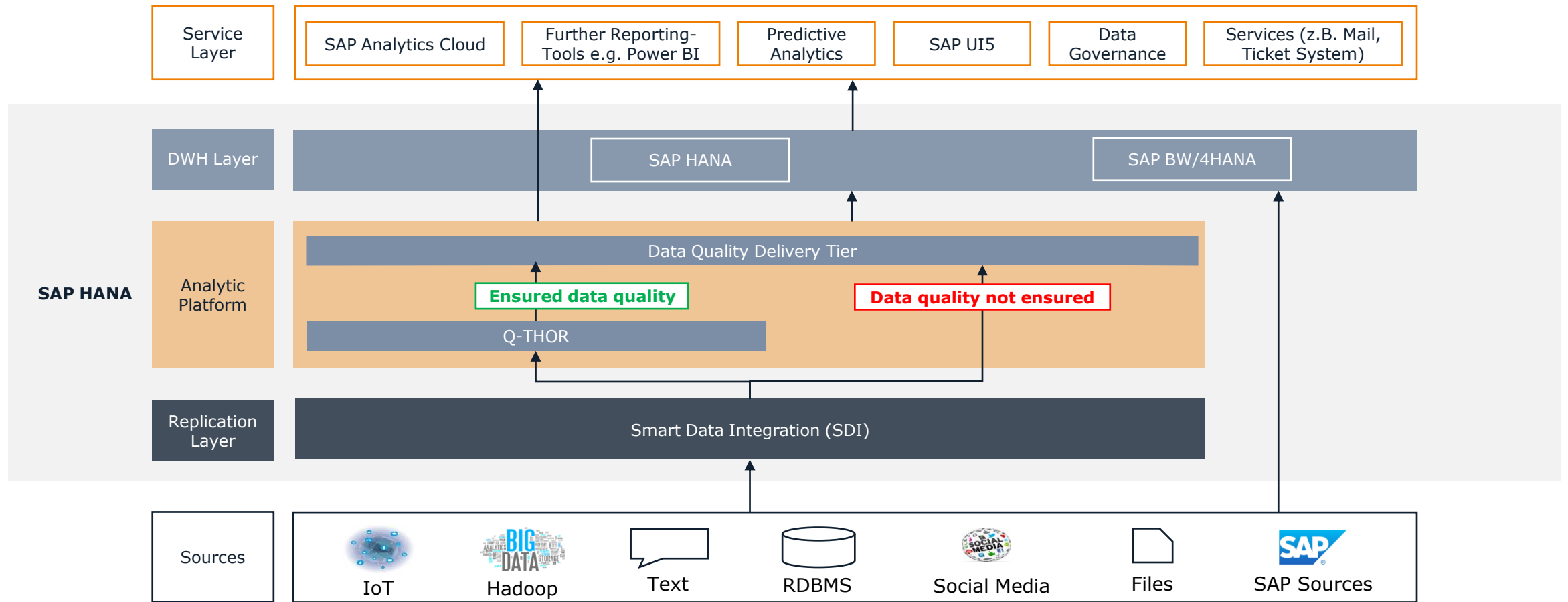
**Data quality**



**Data acutality**



**Low maintenance  
operation**



We have the **expertise** to build a **customized BI architecture**. Individually tailored to your needs.

Our consulting thrives on **strong partnerships** with our customers and our **partners**.

For us, partnership means providing each other with the **best possible support** in good times and **loyally standing shoulder to shoulder** even in **difficult times**. We have proven this many times and our partners appreciate it.





We can absolutely rely on BIG.Cube as a strong, competent and trusted BI partner and appreciate the high quality of their work.

**Claus-Michael Müller,**  
**Head of Business Intelligence Solutions**

(MEAG –Munich Re and ERGO Asset Manager )

The logo for MEAG, consisting of the letters "MEAG" in a bold, teal, sans-serif font.

BIG.Cube has been absolutely vital in helping us design and implement our real-time reporting based on the latest SAP/BW4HANA technology.

**Stephan Frank,**  
**Head of SAP Team**

(BOS GmbH & Co. KG)





**50+**

**Motivated employees**



**SAP Gold Partner**

**95%**

**Follow-up orders**



# Corporate Development



**2015**

Company foundation in the SAP BI environment

**2017**

Start of the HANA Development team and move to new office with now 11 employees

**2019**

Start of the Business Analysis team and expansion to 30 employees

**2021**

Certification as SAP Gold Partner and FOCUS TOP Employer with over 50 employees

**2016**

Expansion of the team to six employees

**2018**

Go-live of our software *Q-THOR* and expansion to 20 employees

**2020**

Start of the Data Science & Predictive Analytics team and move to new office in Munich/Lehel

**2022**

Go-to-market *Q-THOR 2.x* and grow to over 60 employees



# Service and product portfolio



Folie 11

**SAP Analytics &  
BW/4HANA**

Folie 14

**SAP HANA  
Development**

Folie 15

**SAPUI5 &  
SAP Fiori**

Folie 16

**Data Science &  
Predictive Analytics**

Folie 17

**SAP Business  
Technology  
Platform**

Folie 18

**Data-Driven  
Quality Manage-  
ment with Q-THOR**

# SAP Analytics & BW/4HANA



Access to many **internal and external data sources**



**LSA++**

**SAP  
BW/4HANA**



Support for **Mixed Architecture** (BW and HANA Native)



**Modern** User Interface



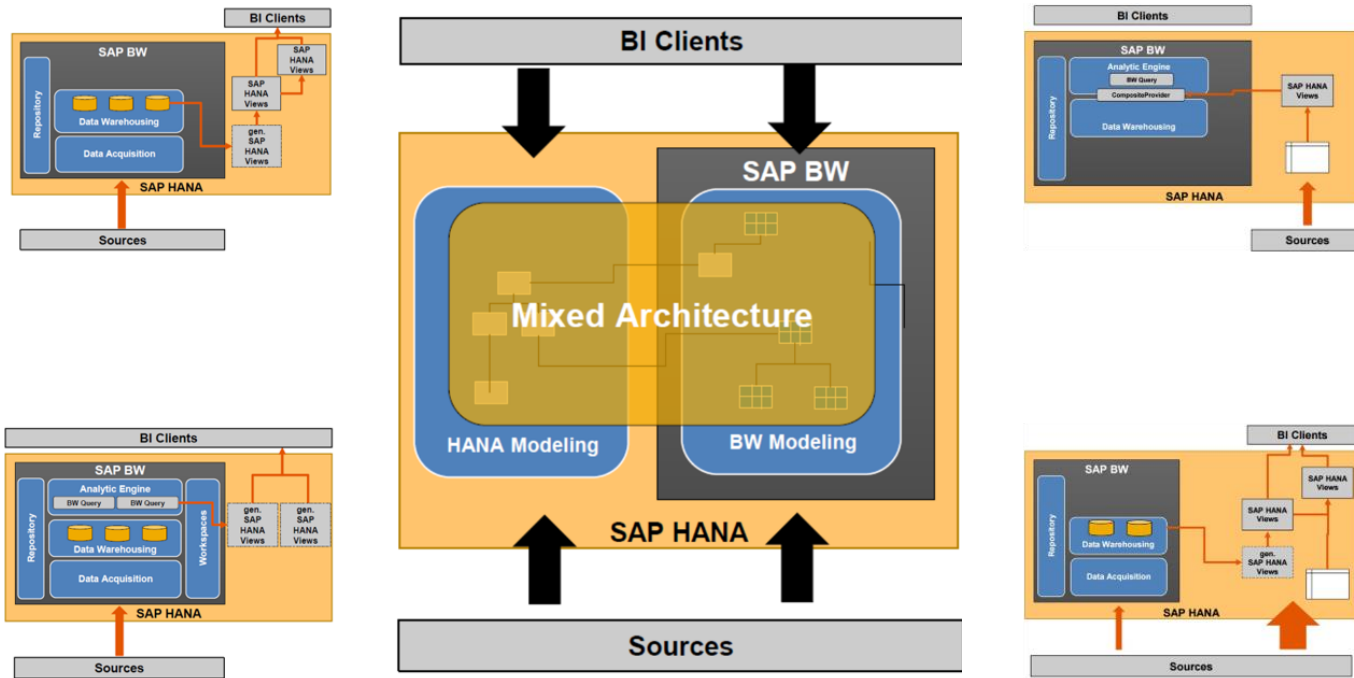
**Simplification** through fewer object types, simpler data flows



Support for **Real Time Data** replication

We are convinced that a BW/4HANA lays the **perfect foundation** for a state-of-the-art BI system.

# BW/4HANA & HANA Native – Mixed Architecture



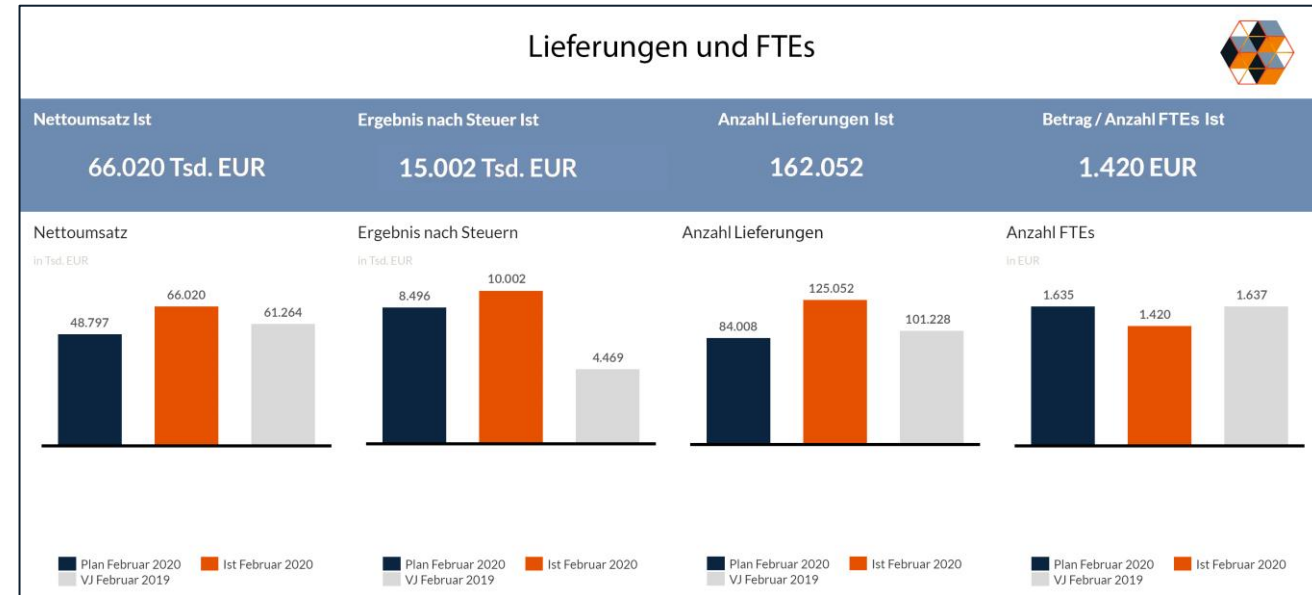
## Our services

- Introduction workshops
- Architecture selection
- Proof of concept
- Change from ABAP to SQL
- SAP best practices trainings
- SDA and SDI data connection
- Data modelling



## Our services

- Live connection/import selection support
- Proof of concept
- Connection of data sources and basic support
- Creation of story templates
- Workshops / trainings
- Setup of analytics designer dashboards





## Our services

- Tool selection support
- Proof of Concept
- Connection of data sources
- Migration of existing reports
- Creation of new analyses
- Workshops / Trainings
- Setup of portals



### **SAP BusinessObjects**

Classic SAP BI platform with many different tools for different front-end users



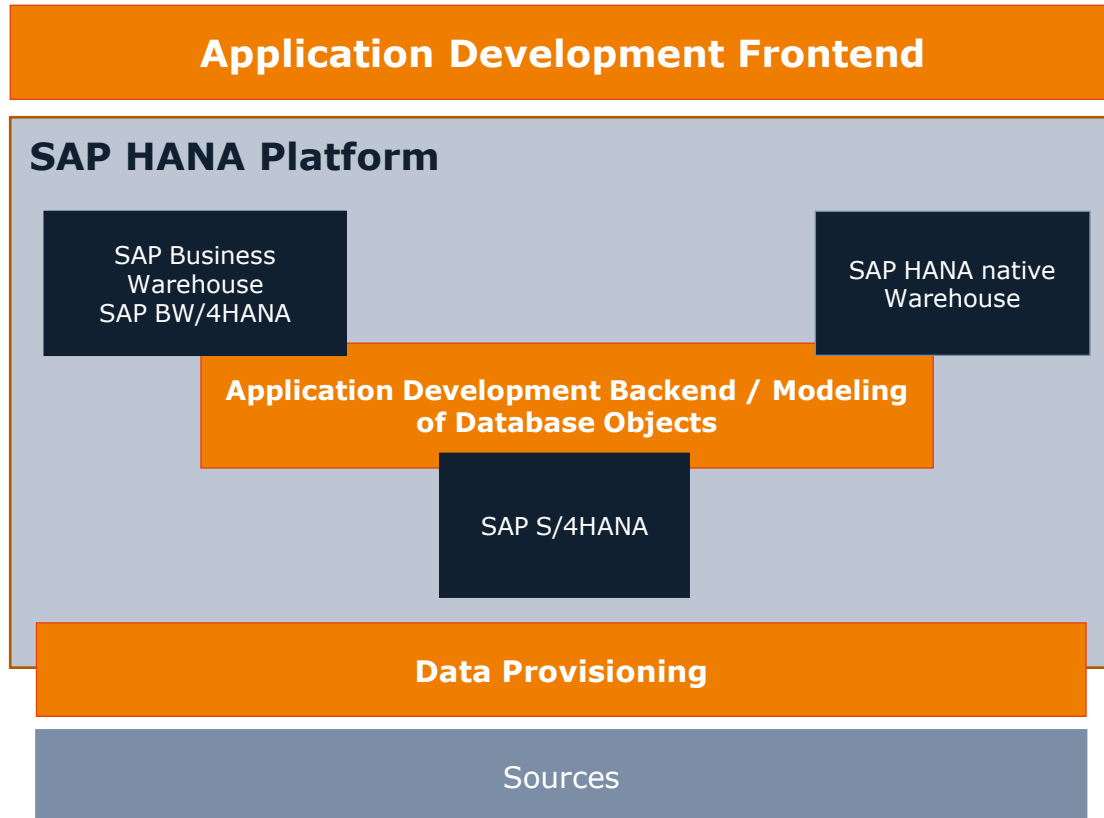
### **SAP Analytics Cloud**

Modern user-friendly front end for dashboarding, reporting and self-service BI

**On Premise**

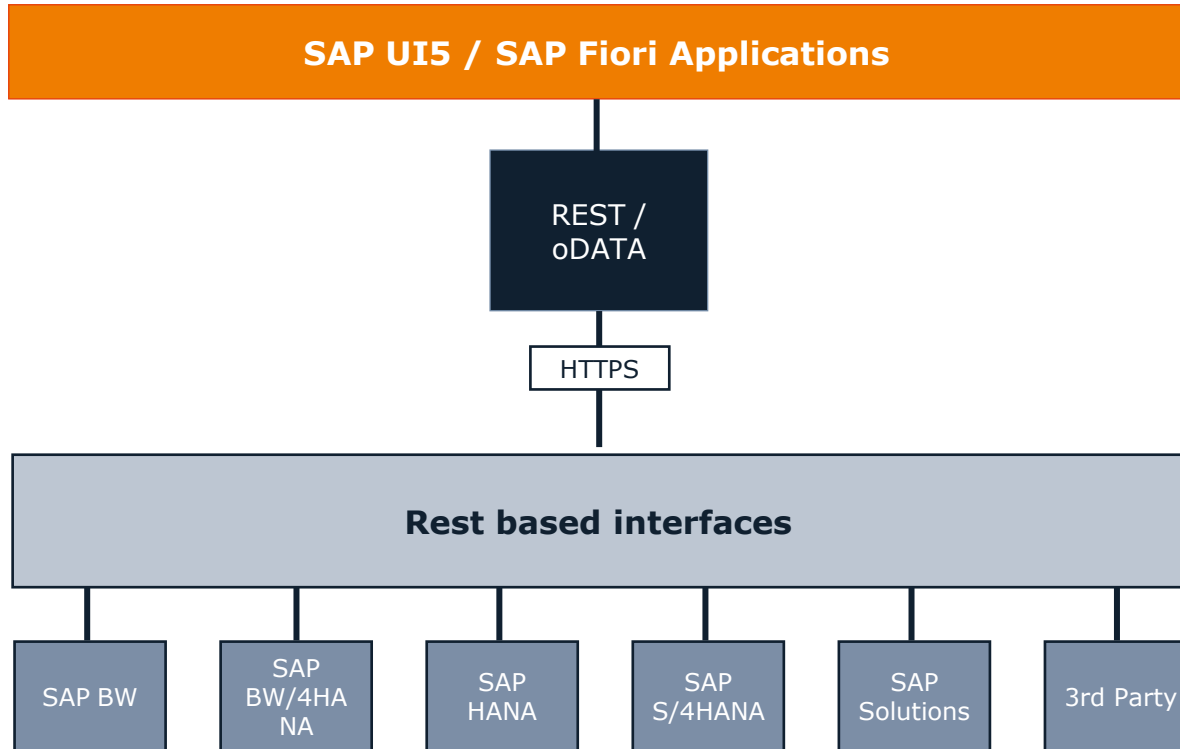
VS

**Cloud**



## Our services

- Consulting and design of software architecture
- Consulting and implementation of Data Provisioning (e.g. SDI, SDA, SLT, SRS)
- Application Development Backend (e.g. XSJS, Node.js, NestJS)
- Modeling SAP HANA Database Objects
- Application Development Frontend (e.g. Angular)



## Our services

- Setup of the software architecture
- Implementation of own SAP UI5 & SAP Fiori Apps
- Compliance with Fiori Guidelines
- Integration with the Fiori Launchpad
- Deployment on SAP HANA, SAPNetweaver and SAP Cloud
- Development of associated oDATA services (SAP Netweaver or SAP HANA)



# Data Science & Predictive Analytics add value to the DQM process



Ansatz: Zeitliche Korrelationen im Fehleraufkommen



Analyse der Ergebnisdatsätze  
Datenqualitäts-Checks

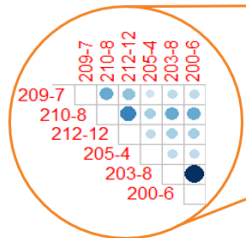
dazu Binärisierung des Fehler-Auftretens

Identifikation häufig gemeinsam auftretender Datenfehler



Aufdecken zuvor  
unbekannter  
Zusammenhänge

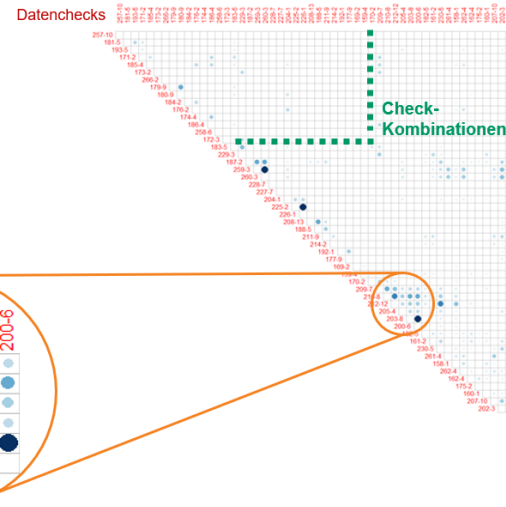
z.B. über Fachbereichs-  
grenzen hinweg



Nutzung zur Generierung von Mehrwert im DQM-Prozess



- › Nutzung von Synergien
- › Steigerung der Reaktionsfähigkeit bei Fehlerkorrektur
- › Wissen über Abhängigkeiten bei Datenfehlern



## Our services

- › Validation and analysis of the data
- › Derivation of possible predictive models
- › Predictive modeling
- › Result preparation and derivation
- › Integration into the DQM process



To get **the most** out of your database, extensive **database administration know-how** is essential these days.

As **SAP applications** become more **integrated** with HANA databases, HANA databases must also be **optimized**. Poor **performance** has a direct impact on **productivity**.

## Our services

### Administration:

- Installation & Maintenance
- Patching & Monitoring
- Performance Analyses

### Technical migration of systems:

- Migration from non-HANA to HANA
- Migration to SAP BW/4HANA

# Data-Driven Quality Management with Q-THOR



## Datenquellen



## Q-THOR



## Verarbeitung & Auswertung



## Entscheidungen



Data quality ensured simply. Increase and ensure your data quality across all systems and data sources.



The screenshot displays the Q-THOR dashboard with three main sections:

- Fehlerhafte Checks:** A table listing failed checks with columns for KPI-Ampel, Name, Checktype, and Anzahl Defect.
- Meine Checks:** A table listing all checks with columns for KPI-Ampel, Name, Schemulename, and Erstellt am.
- Meine Schedules:** A table listing scheduled checks with columns for Schedule and KPI-Ampel.

KPI-Ampel	Name	Checktype	Anzahl Defect
Niedrig	Check123	CHK_SET	40
Mitte	Asset Validator	CHK_FLD	82
Hoch	Daily Income	CHK_UNI	35
Niedrig	Stocks	CHK_SET	56
Hoch	Payments	CHK_FLD	66
Hoch	Products	CHK_UNI	51
Niedrig	Bank	CHK_SET	73
Mitte	Customer Portal	CHK_FLD	79
Niedrig	Payments	CHK_UNI	25
Niedrig	Human Resources	CHK_UNI	89
Hoch	Insurance	CHK_SET	67
Mitte	Productline	CHK_FLD	95
Hoch	APS	CHK_SET	35

KPI-Ampel	Name	Schemulename	Erstellt am
Hoch	CP-Services	CP-Services	28.06.2021 07:35:52
Hoch	Customer Portal	Customer Portal	28.06.2021 04:41:10
Mitte	Payments	Payments	28.06.2021 09:18:55
Niedrig	Insurance	Insurance	28.06.2021 04:27:33
Mitte	Products	Products	29.04.2020 03:26:53
Hoch	Human Resources	Human Resources	28.06.2021 10:46:32
Niedrig	Productline	Productline	28.06.2021 12:15:52
Niedrig	Asset Validator	Asset Validator	28.06.2021 05:50:43
Hoch	Check123	Check123	28.06.2021 09:22:55
Niedrig	Bank	Bank	28.06.2021 05:50:56
Hoch	APS	APS	28.06.2021 06:40:31
Mitte	Daily Income	Daily Income	28.06.2021 08:15:01
Hoch	Stocks	Stocks	28.06.2021 02:12:48

Schedule	KPI-Ampel
CP-Services MANUAL 28.06.2021 07:35:52	Hoch
Customer Portal MANUAL 28.06.2021 04:41:10	Mitte
Payments MANUAL 28.06.2021 09:18:55	Niedrig
Insurance MANUAL 28.06.2021 04:27:33	Mitte
Products MANUAL 29.04.2020 03:26:53	Hoch
Asset Validator MANUAL 28.06.2021 10:46:32	Hoch
Check123 MANUAL 28.06.2021 12:15:52	Niedrig
Bank MANUAL 28.06.2021 05:50:43	Hoch
APS MANUAL 28.06.2021 09:22:55	Mitte
Daily Income MANUAL 28.06.2021 05:50:56	Hoch

## Core Functions

- Self-service data validation
- Flexible scheduling of data quality checks
- Reporting and defect analysis
- Real-time monitoring of data quality

## Use-Cases

- Improved data analytic results
- External data delivery and MDM
- Accelerated financial month end close
- Regulatory reporting requirements



**BIG.Cube**  
Business Intelligence

We believe that high-quality consulting should **not depend on individual persons.**

That is why we rely on **standardized consulting** and a **specially developed project procedure.** Our customers benefit from this interaction through **tailor-made projects** and **flexible resource availability.** At the same time, our own Project Management Officer team ensures a **maximum of transparency** of our projects.



**BIG.Cube**  
Business Intelligence

---

**Contact Details:**

Phone: +49 89 52 03 2714

E-Mail: [sales@big-cube.de](mailto:sales@big-cube.de)

BIG.Cube GmbH, Seitzstraße 8a // TH1, 80538 München